



US00D912128S

(12) **United States Design Patent**  
**Liang**

(10) **Patent No.:** **US D912,128 S**  
(45) **Date of Patent:** **\*\* Mar. 2, 2021**

(54) **GOGGLE**

(71) Applicant: **GUANGZHOU JULONG SPORTS CO., LTD.,** Guangzhou (CN)

(72) Inventor: **Chuanqing Liang,** Guangzhou (CN)

(\*\*) Term: **15 Years**

(21) Appl. No.: **29/687,769**

(22) Filed: **Apr. 16, 2019**

(30) **Foreign Application Priority Data**

Oct. 25, 2018 (CN) ..... 201830599036.5

(51) **LOC (13) CL.** ..... **16-06**

(52) **U.S. CL.**  
USPC ..... **D16/314; D16/319; D16/321; D16/325**

(58) **Field of Classification Search**  
USPC ..... **D16/100, 101, 300, 305-329, 330, D16/332-342; D29/106, 107, 110; D24/110.2**

CPC ... **G02C 5/00; G02C 5/02; G02C 5/10; G02C 5/14; G02C 5/16**

See application file for complete search history.

(56) **References Cited**

**U.S. PATENT DOCUMENTS**

D640,314	S	*	6/2011	Yang	.....	D16/101
D652,858	S	*	1/2012	Lamontagne	.....	D16/315
D752,669	S	*	3/2016	Garfias	.....	D16/101
D756,446	S	*	5/2016	Yoo	.....	D16/314
D783,080	S	*	4/2017	Garfias	.....	D16/314
D793,461	S	*	8/2017	Allen	.....	D16/101
D807,949	S	*	1/2018	Chou	.....	D16/326
D816,151	S	*	4/2018	Chen	.....	D16/326
D825,646	S	*	8/2018	Chen	.....	D16/326

D837,871	S	*	1/2019	Canales	.....	D16/314
D846,626	S	*	4/2019	Ekbladh	.....	D16/314
10,394,049	B2	*	8/2019	Canales	.....	G02C 5/143
D861,061	S	*	9/2019	Earley	.....	D16/314
D871,497	S	*	12/2019	Canales	.....	D16/335
D873,901	S	*	1/2020	Zhang	.....	D16/314
2011/0279771	A1	*	11/2011	Chen	.....	G02C 1/04 351/140
2015/0002805	A1	*	1/2015	Chen	.....	G02C 5/10 351/121
2017/0100287	A1	*	4/2017	Calilung	.....	A61F 9/026
2018/0329226	A1	*	11/2018	Lussier	.....	G02C 1/04

\* cited by examiner

*Primary Examiner* — Cathron C Brooks

*Assistant Examiner* — Sharon S Oum

(74) *Attorney, Agent, or Firm* — Rumi Ranjit Kanakia

(57) **CLAIM**

I claim the ornamental design for a goggle, as shown and described.

**DESCRIPTION**

FIG. 1 is a Perspective view of a goggle showing my new design;

FIG. 2 is a Front side view of the goggle as shown in FIG. 1;

FIG. 3 is a Back-side view of the goggle as shown in FIG. 1;

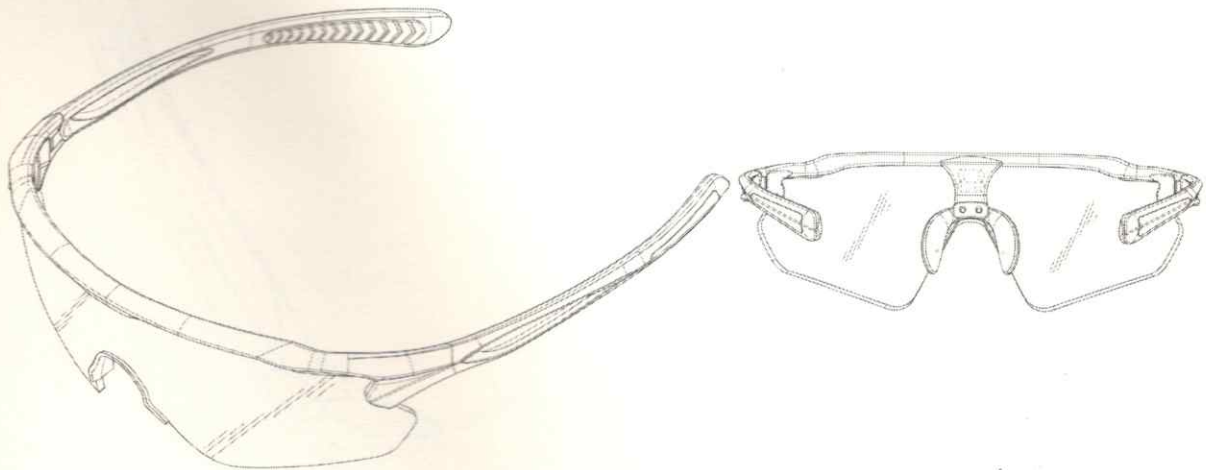
FIG. 4 is a Left-side view of the goggle as shown in FIG. 1;

FIG. 5 is a Right-side view of the goggle as shown in FIG. 1;

FIG. 6 is a Top view of the goggle as shown in FIG. 1; and,

FIG. 7 is a Bottom view of the goggle as shown in FIG. 1. The broken lines illustrate portions of the goggle that form no part of the claimed design.

**1 Claim, 5 Drawing Sheets**



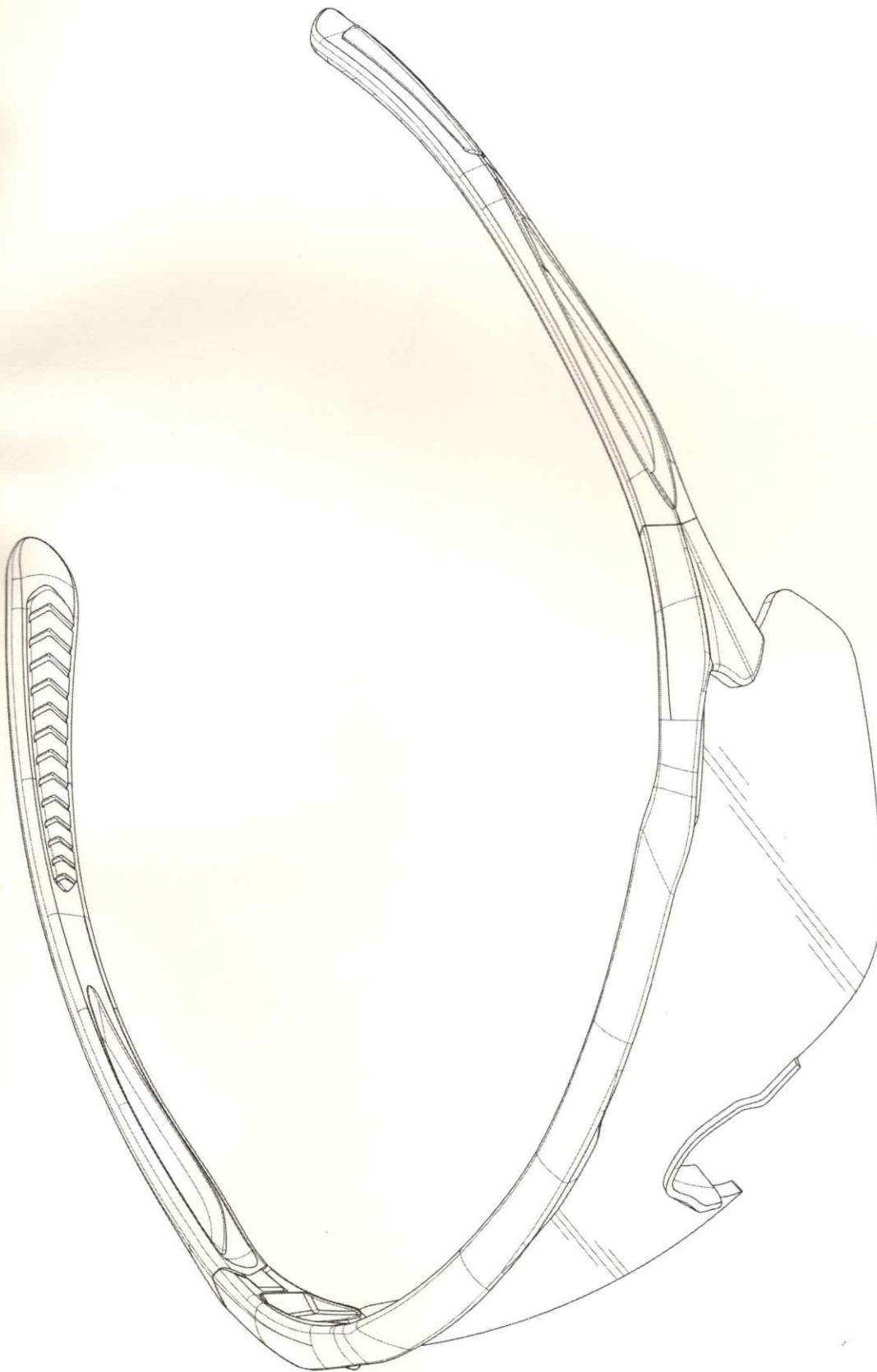


FIG. 1

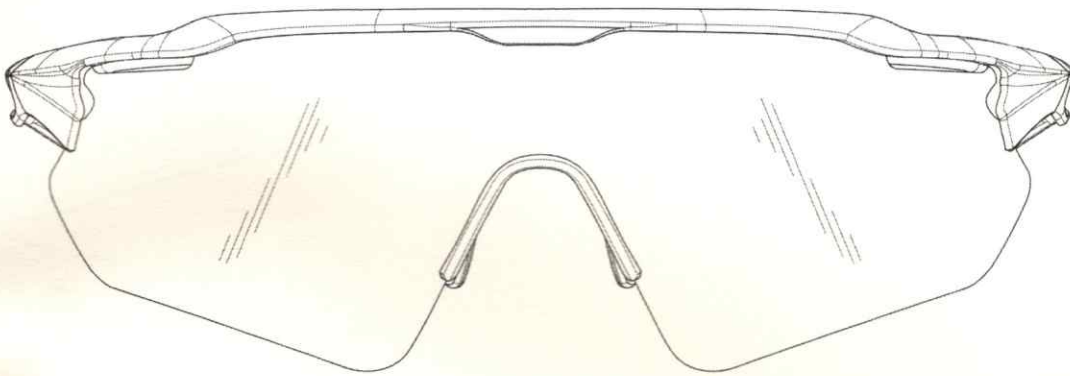


FIG. 2

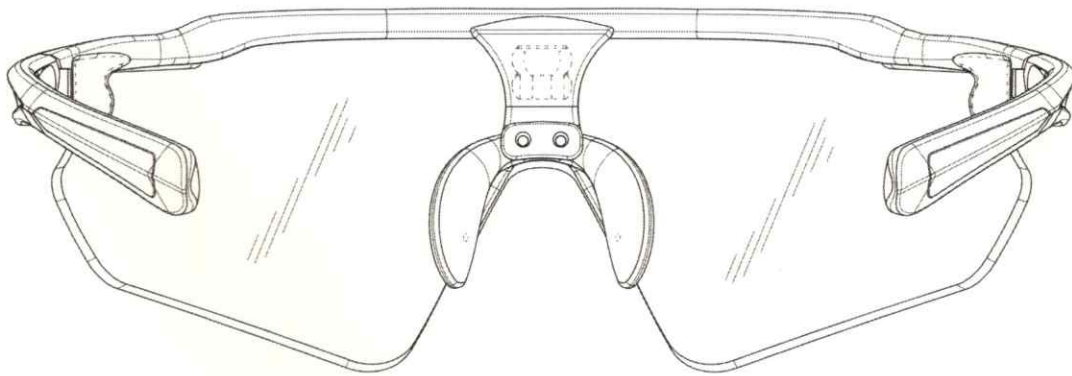


FIG. 3




FIG. 4

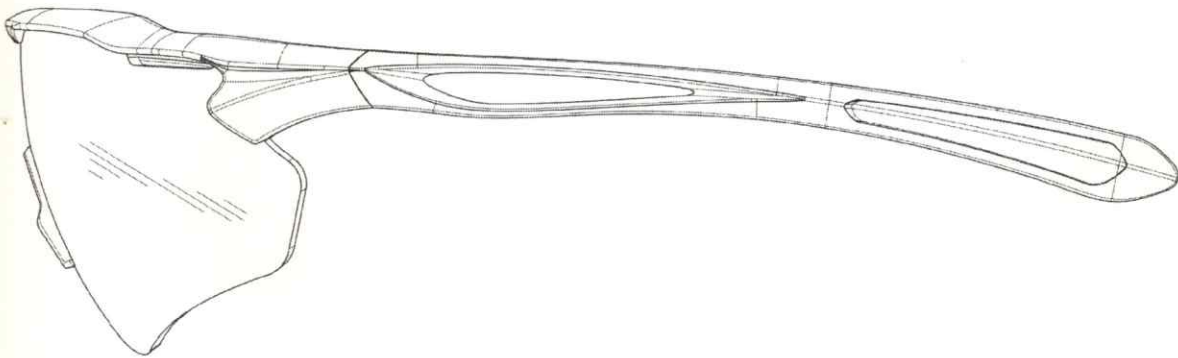


FIG. 5



FIG. 6

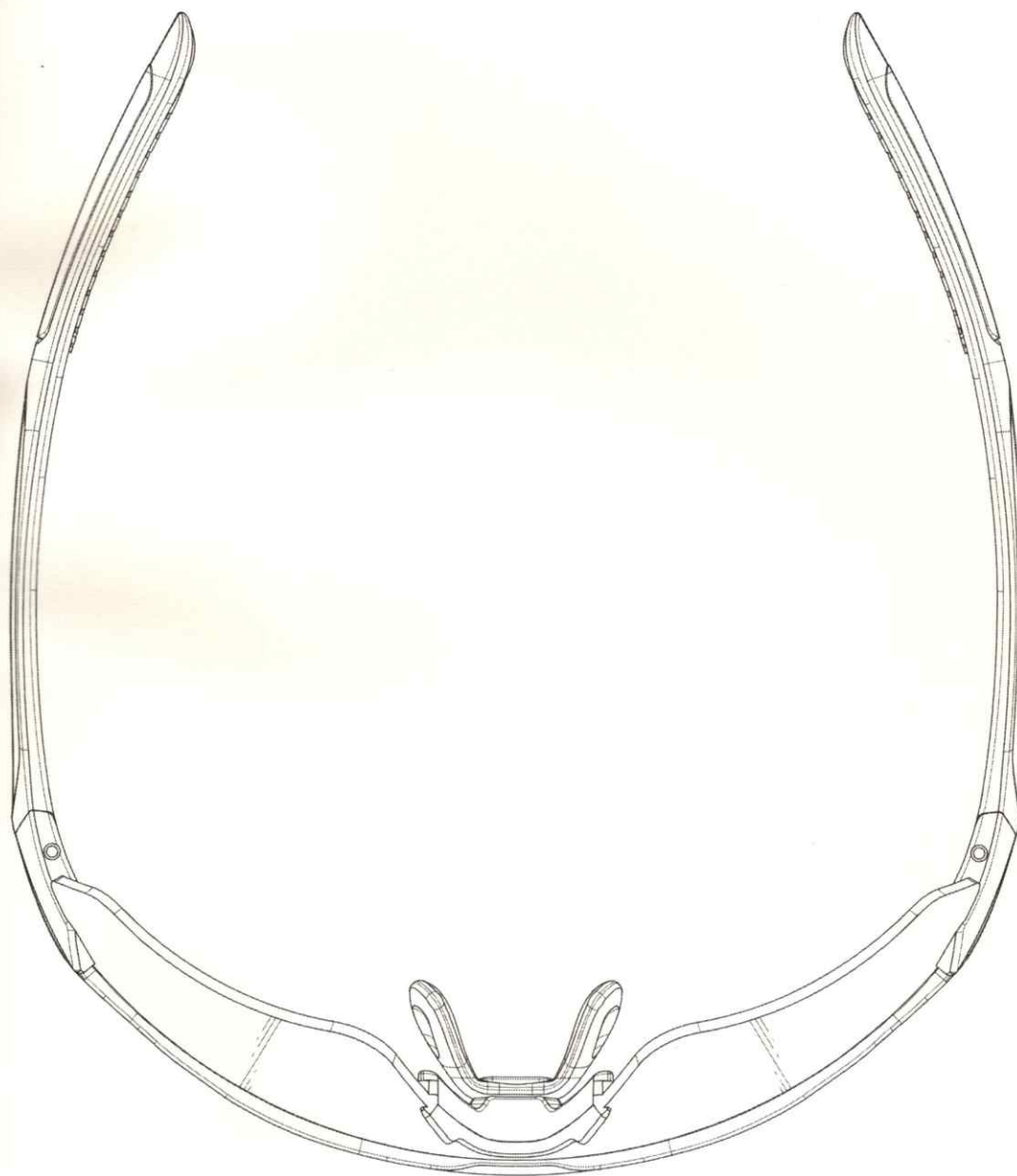


FIG. 7